

---

# GFTN-UK Forest Product Reporting Summary for 2017

---

Redrow Homes Ltd has been a participant in WWF's Global Forest & Trade Network (GFTN) in the UK since 2003. All GFTN participants commit to progressively sourcing forest products from well-managed sources. Redrow Homes Ltd undertakes due diligence to assess and mitigate any risk of illegal and unwanted forest products entering into the UK market from our supply chain. We collect as much information on supply chain sources as possible, and systematically work to eliminate poor sources which may not positively benefit forests as a future resource for people and nature.

**To highlight our progress towards meeting our commitments to source well-managed and recycled materials, we're publishing the status of our current supply chain for various categories of forest goods, as defined by the GFTN.**

We hope the transparency of the UK GFTN members about their performance on forest sourcing will prompt others in the sector to follow suit. We also encourage all forest certification systems to continuously improve their performance in delivering responsible forest management.

At present, WWF and GFTN participants believe FSC represents the gold standard and a credible benchmark for other forest certification schemes to match. Our preference is to source increasingly from credibly-certified forests or verified recycled sources.

The European Timber Regulation aims to limit the trade in illegal timber. It provides a baseline of legality as a minimum for forest goods entering the European market and reaching consumers. GFTN participants want to make sure they're playing their part in reducing the UK footprint on global forest resources, by sourcing sustainably – going beyond a compliance-only approach.

**Redrow Homes Ltd forest products reported for the 2017 calendar year are as follows:**

- 33.08% Source verified (including e.g. PEFC purchased with Chain of Custody)
- 0.10% Source assessed (including e.g. PEFC purchased with Chain of Custody)
- 66.72% Credibly certified (e.g. FSC purchased with Chain of Custody)

Our responsible forest product procurement policy can be found here:  
<http://sustainability.redrowplc.co.uk/introduction/>

## Scope of reporting

- All timber products supplied from both suppliers and subcontractors are incorporated within completed homes constructed by Redrow.

**Our status for the forest products reported for 2017 is as follows:**

Re-Cycled Pre - Consumer	0.00%
Re-Cycled Post - Consumer	0.00%
Unknown or Unwanted	0.03%
Known Source	0.07%
Source Assessed PEFC	33.08%
Source Verified PEFC	0.10%
Progressing to Certification	0.00%
Credibly Certified (FSC)	66.72%

## Challenges

- To educate subcontractors the process & requirements of WWF to eliminate issues & maintain Redrow's aims & targets going forward
- Continue to work with members of the supply chain to ensure current purchasing policy is adhered to and procurement levels are maintained
- Investigate how buyers and suppliers can eradicate products reported as source verified PEFC if proposed product can be purchased as credibly certified FSC



---

## Priorities

- Focus on the Buyers/QS within Redrow divisions to educate their local suppliers & subbies.
- Develop action plan to engage new and current personnel into the process and responsibilities of the participants
- Continue communication with roof truss industry to endorse the benefits of FSC certification on TR26 in order to meet the demand
- Ongoing development of processes and specifications in order to improve procurement processes

Applying UN's Sustainable Development Goals (SDG's), we have identified three goals where we have aligned our tasks, challenges & priorities to have the most impact in achieving SDG's principals.

### **Goal 9: Industry, Innovation and infrastructure**

Achieve the environmentally sound management of building resilient infrastructure and sustainable development by focussing on the following:

- Ongoing development of quality, reliable and sustainable infrastructure to support economic growth and human well-being
- Facilitate greater adoption of clean and environmentally sound technologies and industrial processes

### **Goal 11: Sustainable Cities and Communities**

Applying the above principle we will endeavour to make developments safe, resilient and sustainable by:

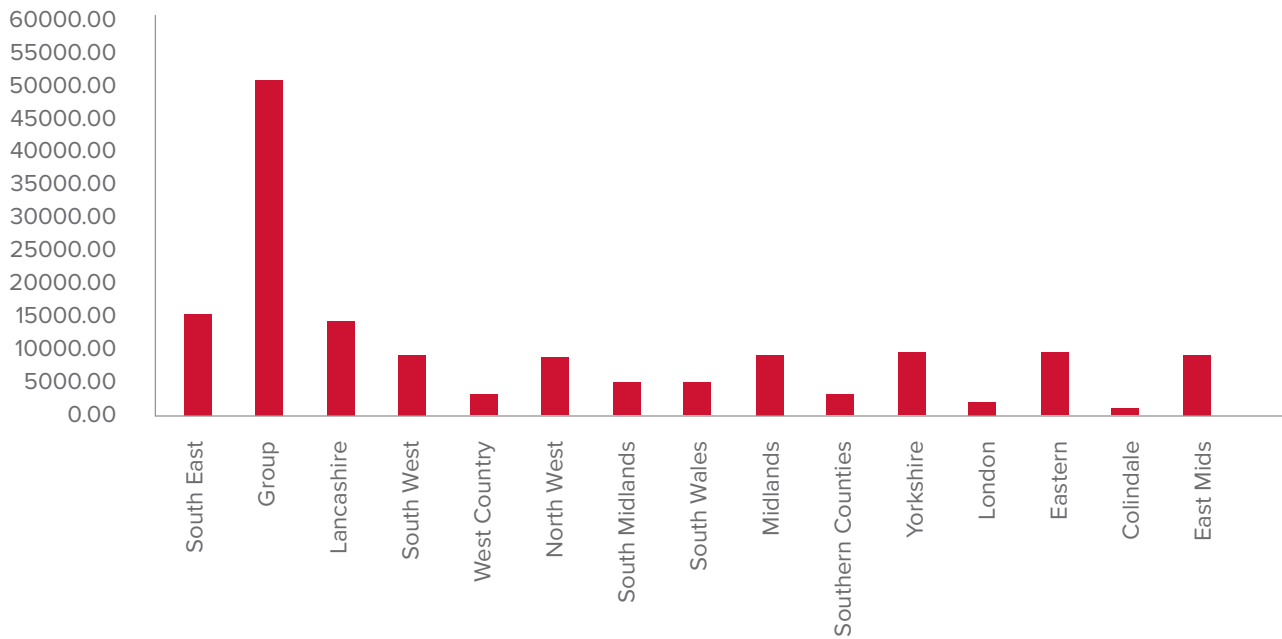
- Making the communities that we are building use viable products from sustainable production
- Forming developments that create positive and environmental communities including features with good access to local amenities.

### **Goal 15: Life on Land**

To endorse credibly certified material and help reverse desertification we will continue to review via the following:

- Devise an action plan and user guide to educate all parties in our Supply chain to underpin the requirements to achieve a successful forest status
- Use the opportunity at Redrow seminars conducted throughout the year to reiterate the importance of purchasing viable products
- Supplier and Subcontractor meetings to be held more regularly to echo current purchasing policies
- Acknowledge areas of improvement following the annual WWF submission to eradicate the same issues going forward

## Redrow Group WRME Volumes Split Via Region. 2017 Graph

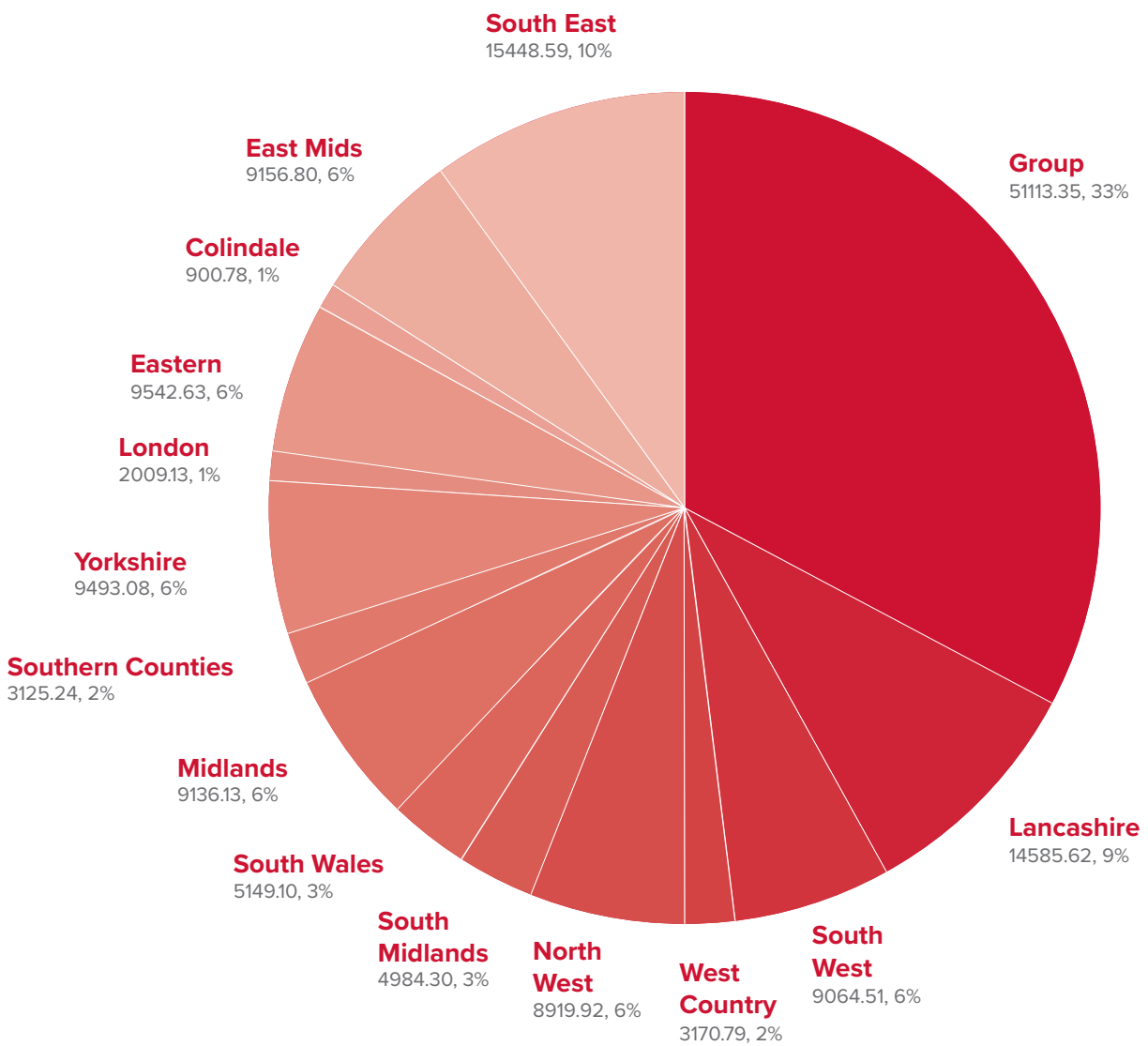


W.W.F. Dashboard 2017	VOLUME (M3)	WRME VOLUME (M3)
South East	6764.70	15448.59
Group	24451.79	51113.35
Lancashire	6500.75	14585.62
South West	3951.58	9064.51
West Country	1299.99	3170.79
North West	3947.40	8919.92
South Midlands	2039.48	4984.30
South Wales	2355.45	5149.10
Midlands	3863.69	9136.13
Southern Counties	1299.28	3125.24
Yorkshire	4313.41	9493.08
London	790.31	2009.13
Eastern	4213.73	9542.63
Colindale	311.82	900.78
East Mids	5541.69	9156.80
<b>Group Total</b>	<b>71645.06</b>	<b>155799.99</b>

---

## Redrow Group WRME Volumes Split Via Region. 2017 Chart

---



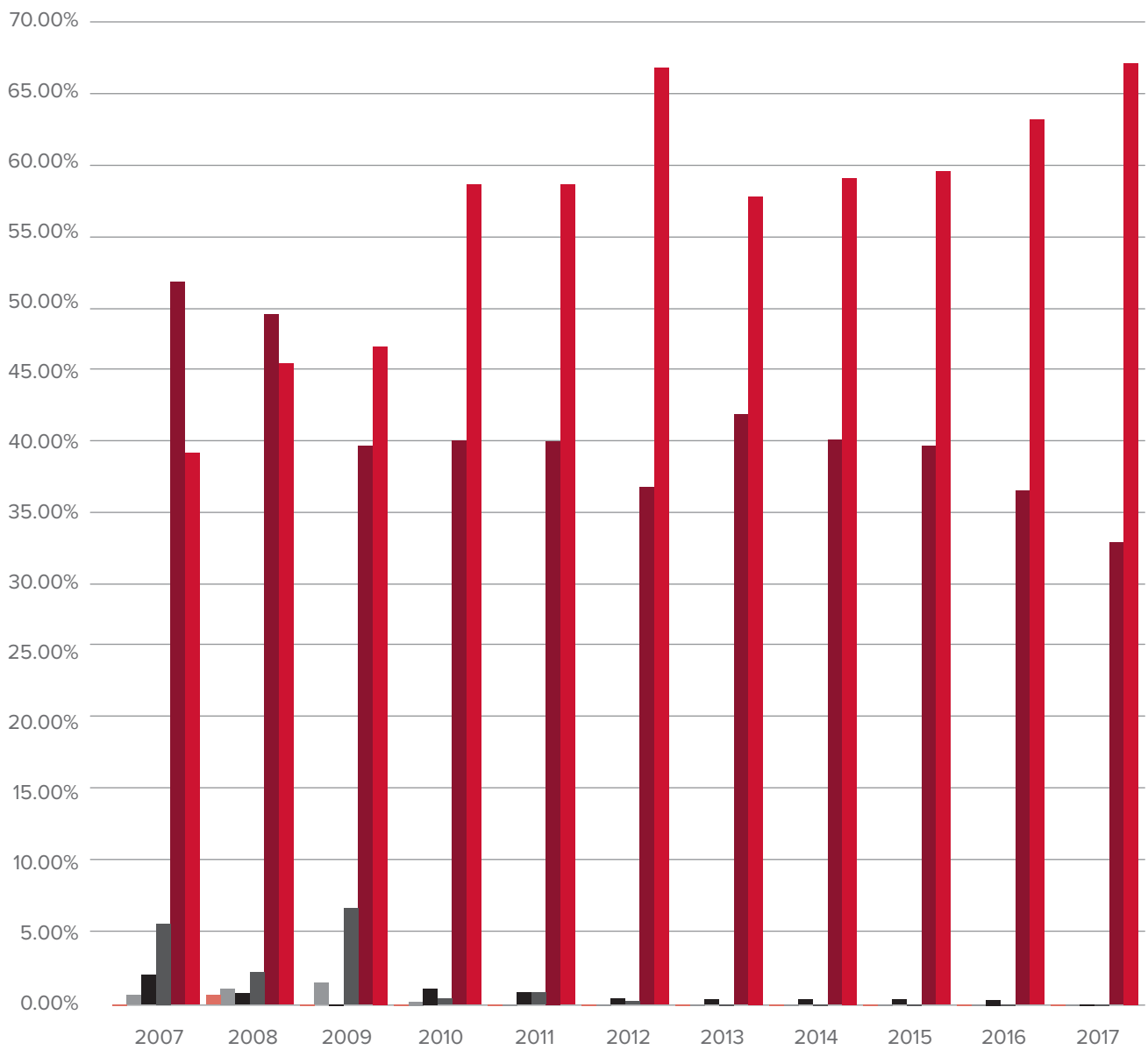
## Usage of Timber in Accordance with GFTN Categories

Cat	Category Classification	2007	2008	2009	2010	2011	2012	2013	2014	2015	2016	2017
	Re-Cycled Pre - Consumer	0.14%	0.59%	0.00%	0.00%	0.00%	0.00%	0.00%	0.00%	0.00%	0.00%	0.00%
	Re-Cycled Post - Consumer	0.69%	1.11%	1.44%	0.23%	0.00%	0.00%	0.00%	0.00%	0.00%	0.00%	0.00%
1	Unknown or Unwanted	1.63%	0.64%	0.05%	0.84%	0.68%	0.25%	0.25%	0.18%	0.17%	0.06%	0.03%
2	Known Source	6.10%	1.80%	6.72%	0.45%	0.70%	0.22%	0.00%	0.00%	0.00%	0.00%	0.07%
3	Source Assessed/ Source Verified PEFC	51.97%	50.17%	39.95%	40.13%	40.29%	37.23%	42.05%	40.24%	39.91%	36.47%	33.18%
4	Progressing to Certification	0.00%	0.00%	0.00%	0.00%	0.00%	0.00%	0.00%	0.00%	0.00%	0.00%	0.00%
5	Credibly Certified (FSC)	39.47%	45.69%	51.84%	58.36%	58.34%	62.30%	57.70%	59.58%	59.92%	63.47%	66.72%
	Re-Cycled as %age of total	0.83%	1.70%	1.44%	0.23%	0.00%	0.00%	0.00%	0.00%	0.00%	0.00%	0.00%
	Cat 1 and 2 as %age of total	7.73%	2.44%	6.77%	1.29%	1.38%	0.47%	0.25%	0.18%	0.17%	0.06%	0.10%
	cat 3, 4 and 5 as %age of total	91.44%	95.86%	91.79%	98.49%	98.63%	99.53%	99.75%	99.82%	99.83%	99.94%	99.90%

100%	100%	100%	100%	100%	100%	100%	100%	100%	100%	100%	100%	100%
------	------	------	------	------	------	------	------	------	------	------	------	------

# Forest Products Reported

- Recycled Pre-Consumer
- Recycled Post-Consumer
- Unknown or Unwanted
- Known Source
- Source Assessed/Source Verified
- Credibly Certified



---

## Forest Products Volume M3

---

Volume	2010	2011	2012	2013	2014	2015	2016	2017
WRME Volume M3	61599.71	57764.21	82214.82	86434.03	101781.41	126428.73	137411.78	155799.99

